

# The SchoolTool Mobile App Is Now Available!

Parents & Students: Follow These Steps To Start Using It Today

---


## Downloading The SchoolTool Mobile App

**STEP 1:** Download the “SchoolTool Mobile App” from the Apple App Store or from the Google Play Store.

From the App Store (for Apple devices):



From the Play Store (for Android):



**STEP 2:** Log-In with your usual SchoolTool information.

The first time you log-in you will need to add the following URL:

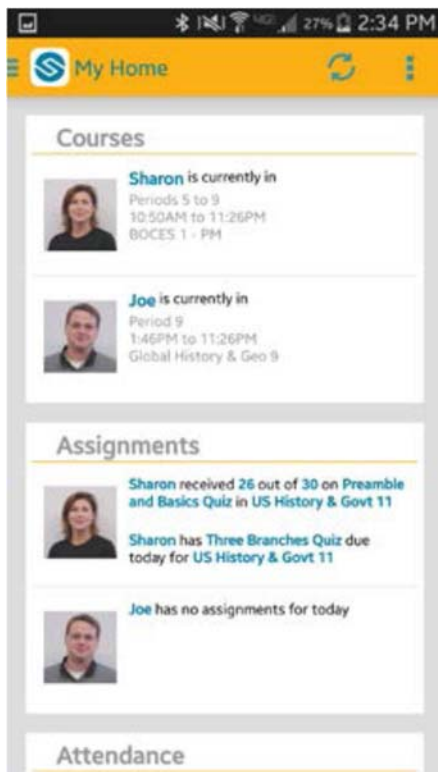
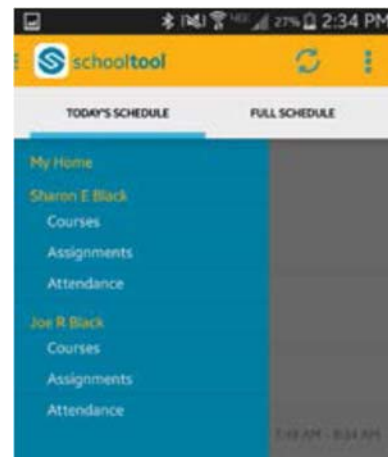
[https://schooltool8.neric.org/SchoolTool\\_AVER/](https://schooltool8.neric.org/SchoolTool_AVER/)

 underscore

## Features of SchoolTool Mobile App

### Main Menu

You can access the navigation menu at any time by swiping the screen horizontally from the edge of the screen, moving from left to right. This menu allows you to quickly navigate to any student screen.



### Home Screen

After logging in successfully, you will be presented with a home screen that shows data for each student to whom you have access.

**Courses:** This shows the student’s current location, if available. Clicking on a student in this section will bring you to that student’s Courses view, where you can view full schedules.

**Assignments:** This shows any assignments for the current day, including any assignment grades or assignments that are due. Clicking on a student in this section will bring you to that student’s Assignments view.

**Attendance:** This shows any absences the student has received for the current day. Clicking on a student in this section will bring you to that student’s Attendance view.

---

## Courses View

The Courses view for a student includes 2 tabs (current and full schedule). Slide the screen horizontally to navigate between tabs.

**Today's Schedule** shows the student's courses for the current cycle day, ordered by start period/time.

**Full Schedule** shows the student's schedule for all cycle days, grouped by semester. This tab shows the current semester's schedule by default; to view other semesters, expand the group by pressing the button.

---

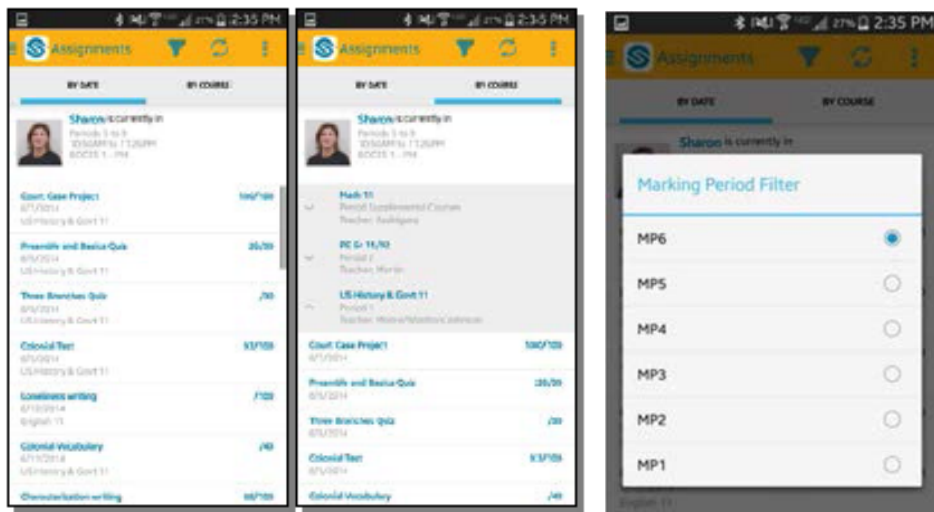
## Assignments View

The Assignments view for a student includes 2 tabs (by date and by course). Slide the screen horizontally to navigate between tabs.

The **By Date** tab shows assignments based on date, with the most recent at the top.

The **By Course** tab shows assignments grouped by course, in alphabetically order by course, then sorted by date.

Use the Filter button to change the marking period being shown.



## Attendance View

The Attendance view for a student shows daily attendance. Slide the screen horizontally to navigate between tabs. The **Daily Attendance** tab shows all daily absences, late arrivals/in records, and early dismissals/out records, organized by date.