

Welcome to **Swank K-12 Streaming**



The Swank K-12 Streaming library provides access to over 30,000 movies, documentaries and foreign language films for instructional support.

You now have access to a curated collection of top, educational films which are click-and-play ready in your streaming library. You are also able to search the entire library of films and request new films be added.

These requests will either be approved or denied by your school's Swank Administrator:

Swank K-12 Streaming School Administrator:

If you have any questions or challenges with the streaming platform, please contact your Swank Streaming Admin and they will assist as needed.

Streaming Portal URL:

This website URL should be bookmarked as it is your access point to the streaming library. Simply sign in using your existing school/district log in credentials. (Please note, this website URL should not be shared with students.)

Assigning movies to students:

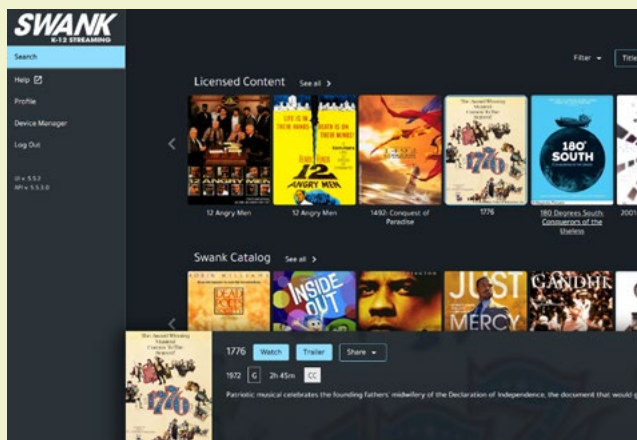
Step 1

Identify the movie you want to assign to students.

Step 2

Ensure the movie is already available in your streaming library for viewing. When clicking a movie, if you see “Watch” and “Share” buttons, the film is available.

If you see a “Request” button, you will need to request access and wait for approval from your Swank Administrator prior to assigning the film.



Step 3

Click “Share” on the movie page and select either the Direct Link or the LMS link.

Direct Link: Direct Links are the full URL to the film, which enable access via any sharing option, such as email, course syllabus, and Learning Management Systems.

LMS Link: LMS Links are intended to be placed in Learning Management Systems that accept HTML, such as Blackboard, Canvas, Moodle and many others.

Please note: Google Classroom and Schoology do not accept LMS links. If ever there is a question about which link to use, we recommend the Direct Link to ensure playback.

The website URL or any page URLs in the streaming platform should never be shared with students. They will receive an error message. Please only use either the Direct or LMS links when enabling student access to movies.

Step 4

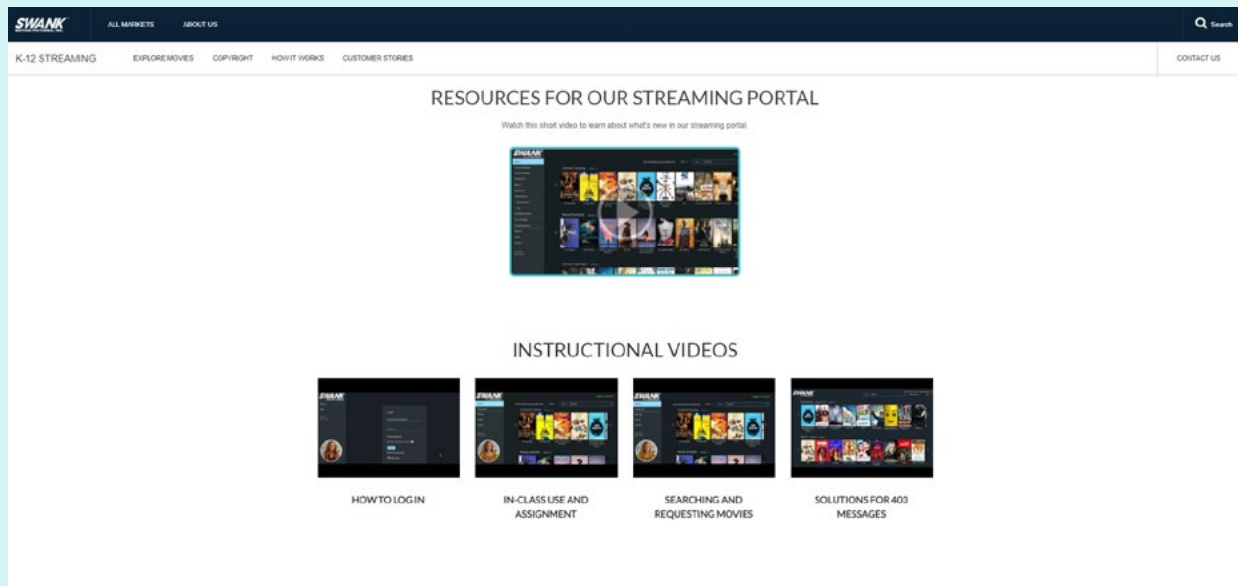
Paste the link into whatever platform (Google Classroom, Schoology, Blackboard, etc.) you intend to share movie access with students. Your school/district has single sign on enabled so students will simply log in using their existing school credentials.

Teacher login information should never be shared with students as you have different permissions than they do.


Helpful Resources:

To ensure you and your teachers have all of the information necessary to watch and assign films, a resource page is included below that includes short how-to videos on various portal functionality, and a teacher and admin guide with step-by-step instructions for navigating the streaming portal.

K12 Streaming Resources: swank.com/k-12-streaming/resources-landing-page/



Swank K12 Streaming Help Page: <https://swankmp.clickhelp.co/articles/help-portal-k-12>



Troubleshooting

I'm having trouble logging in.

Are you prompted for username and password as shown in the picture? You may be using an incorrect password or the user account was locked out for too many log in attempts. Verify the general log in credentials with your school's Swank Administrator. The Administrator can also unlock accounts. If the username and password are personalized to you, click Forgot Password to reset your password. If the log in screen does not match the picture, use the log in credentials to access your school's network. If your school's network credentials do not work, contact your school's Swank Administrator for help.